

FitSwitch 8 Full PoE

EnGenius Fit Gigabit 8-Port 110W PoE+ Switch with 2 SFP Ports (EWS2910FP-FIT)

Introduction

This Quick Start Guide is designed to guide you through the installation of the **FitSwitch 8 Full PoE**, model **EWS2910FP-FIT**, including hardware installation and configuration.



FitSwitch 8 Full PoE

EnGenius Fit Gigabit 8-Port 110W PoE+ Switch with 2 SFP Ports

Model: EWS2910FP-FIT

- 8 x PoE+ (802.3 af/at) ports to unleash elevated speeds for NAS, workstations, or WiFi APs
- 2 SFP slots for longer connectivity via fiber uplink

Content Quick Links

[Hardware Installation](#)

[Management Plane](#)

[Option A: Cloud Management](#)

[Option B: On-Premises Management](#)

[Option C: Standalone Configuration](#)

Package Contents



EWS2910FP-FIT




Wall Mount Kit



Power Adapter



Power Cord



Rubber Feet Cushion



Product Card

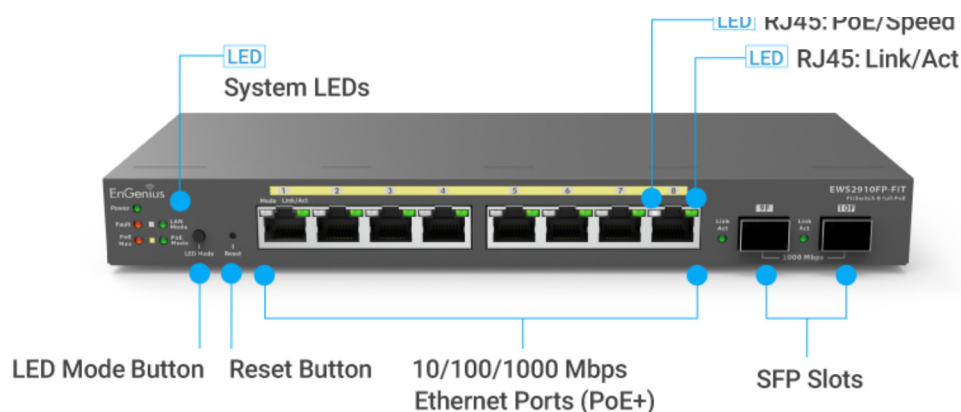
System Requirements

Web Browser:

- Google Chrome (57.0.2987.110 and later)
- Microsoft Edge (80.0.361.103 and later)
- Mozilla Firefox (52.0 and later)

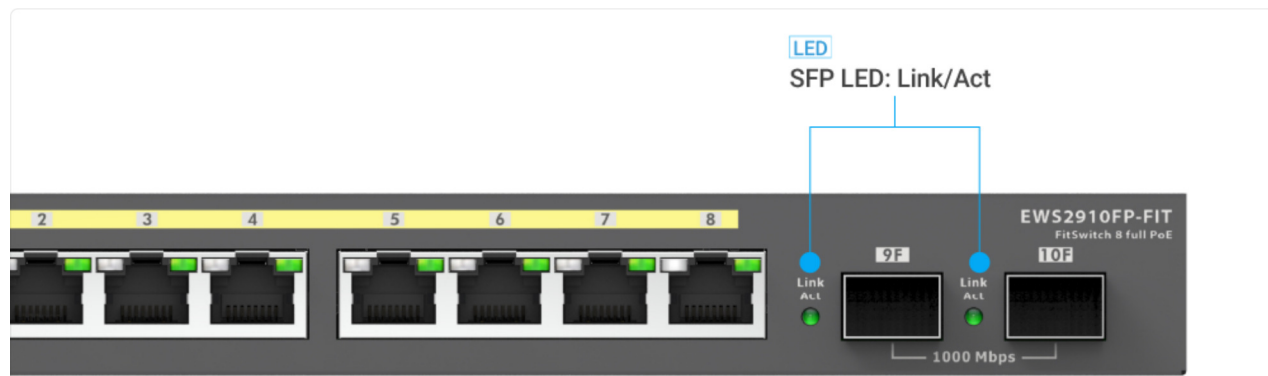

Hardware Overview

Front Panel - Ports & Buttons



- **Reset to default:** Press and hold for over 10 seconds, and all ports LED will go off and on. Then the device will be reset to factory default settings.
- **Change LED display mode:** Press the button to change the LED mode to display the PoE status of PoE-enabled ports.

Front Panel - System & Ports LEDs



Location	LED Indicator	LED Color	LED Behavior	Status
	Power	Green	Flashing	Before system boot
			Solid On	Power On

System	Fault		Light Off	Power Off
		Amber	Solid On	Any fault
			Light Off	Normal
	PoE Max	Amber	Solid On	When the total PoE output power achieves max power budget
			Light Off	System still have spare power for new PD
	LAN Mode	Green	Solid On	Select LED Mode to Ethernet Mode
Ethernet Port	LAN Mode	Green	Solid On	Speed 1000Mbps
		Amber	Solid On	Speed 100Mbps
		Off	Light Off	Speed 10Mbps
	PoE Mode	Green	Solid On	Power feeding
		Amber	Solid On	Error Condition
		Off	Light Off	No Power feeding
	Link/Act	Green	Solid On	Link
		Amber	Flashing	Transmit or receive on this port
		Off	Light Off	No Link
SFP Slot	Link/Act	Green	Solid On	Link
			Flashing	Transmit or receive on this port
			Light Off	No Link