



EnGenius Cloud-enabled Switch Series

Optimal Performance, Enterprise Features & Cloud Management

ECS series switches can be managed by EnGenius Cloud and on-premises ezMaster or can be worked as standalone switches, providing enterprise-class features for simplifying network configuration and monitoring at prices affordable to small and mid-sized businesses. With advanced management, EnGenius Switches enhance network performance to allow companies to focus on growing their business.

Simple – With easy-to-deploy design, EnGenius Managed Gigabit PoE Switches are operational within minutes. Organizations with limited IT support and budgets can create a reliable, efficiently managed network in no time.


Flexible – Choose the port and physical configuration that meets your network and space requirements for optimal performance. Select the management method most effective for the network – locally manage, remotely and locally manage or Cloud manage.

Reliable – EnGenius Cloud’s reliable Gigabit access for networked devices reduces delays that interrupt communications

Secure – Keep your network safe with port and server-based security in addition to two factor authentication and encryption. By setting up event-based alerts, receive push notifications through the EnGenius Cloud app when potential issues arise.

Features & Benefits

- Real-time system metrics, deep-dive analytics, and remote configuration
- Full-featured layer 2+ switching
- 2.5G/10G Base-T Ethernet ports provide high-bandwidth aggregation connectivity to support high-speed access to the backbone of your network
- 802.3af/at/bt PoE+ and PoE++ ready on all ports with 55W - 740W PoE budgets
- First full ports 10G PoE switch from EnGenius
- 1-10 Gbps SFP+ slots extend connectivity via fiber uplinks, redundancy, and failover
- Network troubleshooting, monitoring, and e-mail alerts
- Advanced view displays network topology with devices and relationships
- Hybrid switch mode supports multiple management options
- Advanced PoE features for Surveillance: PoE extended mode, PD lifeguard, and Continuous PoE power



Benefits to Help Grow Your Business

Increased Flexibility for Network Design

Select either 8,10,24, or 48 Gigaport ports and Power-over-Ethernet layer 2 switches with 1 Gbps SFP or 10 Gbps SFP+ ports. Cloud Managed Switch model options also include desktop and rack mountable, fanless, and SmartFan designs.

High Performance up of 10G Ethernet Capacity

The EnGenius Cloud-enabled switch series provides 1G/2.5G/10G Base-T Ethernet ports that can transmit and receive data traffic without any loss. Capable of powering the performance of 802.11ax access points to support bandwidth larger than one gigabit per second, EnGenius switches provides faster overall network performance.

Maximum power supply capabilities to future-proof devices with 802.3bt

By providing 802.3at/af/bt Power-over-Ethernet data on all ports, companies can regulate power budgets according to device requirements and remotely power cycle individual ports. The 802.3bt standard of EnGenius switches delivers up to 60W of power to optimize the power management and longevity of your network devices, such as Wi-Fi 6 access points, outdoor surveillance cameras with heaters, and up and coming power-hungry IoT devices.

High-Speed Gigabit with Fiber

The switch's 1 Gbps SFP or 10 Gbps SFP+ slots options connect wired network segments throughout buildings extending beyond the limitations of Ethernet cabling. By reducing delays, businesses experience more consistent and uninterrupted communications.

Increased Access Control and Security

Protect the network with 802.1X port-based client authentication with dynamic VLAN and security through a RADIUS server. Utilizing administrators can use Access Control Lists (ACLs) to see who has access to network segments while screening traffic from unauthorized MAC or IP addresses. By establishing a guest VLAN to grant and limit Internet resources for visitors, guests can use the network while also keeping the network secure.

Improved VLAN/Voice and Quality of Service

Segment the network by departments or traffic types for increased performance and security with 802.1Q VLAN statically or dynamically. While 802.1p Class of Service prioritizes compliant VoIP and video traffic ensuring bandwidth intensive, time-sensitive data is forwarded immediately for clear, smooth voice and video delivery.

The screenshot displays the EnGenius cloud management interface. At the top, it shows 'EnGenius_Taipei' and 'Switches'. A table lists two switches:

Name	MAC	Model Name	WAN IP	LAN IP	Port(Active/Total)	FW Version	Network	Uptime	Last Update	Actions
ECS1008P-Lobby	[MAC]	ECS1008P	[IP]	[IP]	1/8	v1.1.11-2.01.045	8F	39d 23h 38m	2 minutes ago	Details Reboot
ECS1552FP	[MAC]	ECS1552FP	[IP]	[IP]	10/52	v1.1.11-3.01.045	7F	10d 15h 55m	2 minutes ago	Details Reboot

Below the table, two detailed views are shown:

- Switch ECS1008P-Lobby:** Shows 8 ports. Port 1 is active (green), others are disabled (grey). VLAN 1 is configured with Id 1, Tagged -, and Untagged 1-8. Status: PoE(Used/Total) 0W/55W, STP Enabled.
- Switch ECS1552FP:** Shows 52 ports. Ports 1-10 are active (green), others are disabled (grey). VLAN 1 is configured with Id 1, Tagged -, and Untagged 1-24,49-52. Status: PoE(Used/Total) 25.1W/740W, STP Enabled.

Provides In-Depth Network Visibility

The Network Topology View automatically maps the network deployment and displays device relationships across the infrastructure. No more manual tracking required — simply use Network Topology view to troubleshoot switches or access points directly from the cloud management interface. Grab high-level information by hovering over the device icon or click on details to take you right to the cloud device page.

Every Cloud Device is Secure and Protected by Advanced Authentication

With EnGenius Cloud, your network devices are protected with two-factor authentication and non-sequential serial numbers and MAC address verification to ensure only authorized cloud devices are on the network. Once devices are authenticated, a secure tunnel is established between the device and the cloud management system with a unique certificate to encrypt transmissions.

Advanced PoE Features Designing for Surveillance

The ECS1528P/ECS1528FP/ECS1552P/ECS1552FP switches feature surveillance friendly functions to relieve the pain points of deployment and management for IP cameras. These advanced features are all based on the Power-over-Ethernet technology. The PoE extended mode allows you to deploy the camera over Ethernet cable at a more extended range up to 250 meters. PD lifeguard real-timely monitors the status of the camera and auto-reboot the camera when it is down. The continuous PoE power supplies the IP camera in operation without interruption of the switch rebooting during switch firmware upgrading.

Cloud Improves Setup, Registry and Device Management of Gigabit Switches

For quick and simple setup manage your switches using EnGenius Cloud. Scan and assign switches into an organization and network for device registration and configuration using the EnGenius Cloud To-Go app. Simply refine configurations under the list view for switches in the switch's detail page after initial setup and registration.

EnGenius Cloud's dashboard provides a quick health check status of all your switches in an organization and network and quick access into detailed switch configurations and system information.

Conveniently & easily monitor and troubleshoot all of your network switches in one location using switch list and detail view to compare resources, check overall configurations and real-time meters, and configure detailed system and port settings.

Set maintenance schedules across times zones to improve up-time, enable remote system log to track system modifications or configuration changes, establish event-based email alerts and receive push notifications via the EnGenius Cloud To-Go app.

The screenshot displays the EnGenius Cloud management interface for an ECS1552FP switch. The interface is organized into several sections:

- Header:** Shows the organization name "EnGenius_Taipei" and the current device path "Switches > ECS1552FP".
- Device Details:** A central panel showing key information for the ECS1552FP switch:
 - Model Name: ECS1552FP
 - Firmware: v1.1.11-3.01.045
 - Serial NO. and MAC Address (partially obscured)
 - IP Address: 10.0.82.5
 - Subnet Mask: 255.255.254.0
 - Gateway: 10.0.82.254
 - Topology: [Show](#)
 - Configuration options: Voice VLAN (OFF), Jumbo Frame (OFF), IGMP Snooping (OFF), STP (ON), LLDP (ON), QoS (OFF).
- Navigation:** Tabs for "Summary" (selected), "System Setting", and "Port Setting".
- PORTS:** A grid of 52 ports (2 rows of 26) with a legend for status: 100/10 Mbps (orange), 1 Gbps (green), 10 Gbps (dark green), Disconnected (grey), Disabled (black), PoE (light blue), and Uplink (dark blue).
- TOTAL POE USAGE:** A bar chart showing current usage at 370W (3% of a 25.1W budget) against a total budget of 740W.
- TOTAL POE UTILIZATION BY PORT:** A bar chart showing utilization across ports, with a maximum of 29W.
- Realtime Meters:** A sidebar on the right showing "CPU" usage at 15% and "Memory" usage at 65%.

Simplified Switch Management, Visibility, and Troubleshooting

By using multiple methods to manage switches, EnGenius decreases administration time through remote management, visibility, and troubleshooting. Select the most effective management approach based on network architecture, administrative permissions, technical aptitude, or even budget.

Locally Manage – manage each EnGenius switch in a standalone setup from its intuitive user interface that provides full access into all the Layer 2 switching features.

Cloud Management – remotely or locally manage EnGenius switches with EnGenius Cloud, a true license-free cloud management solution that provides quick deployment from anywhere, deep-dive analytics to review system performance, and custom device alerts through a simple to use smart phone app.

On-Premises Management – SkyKey

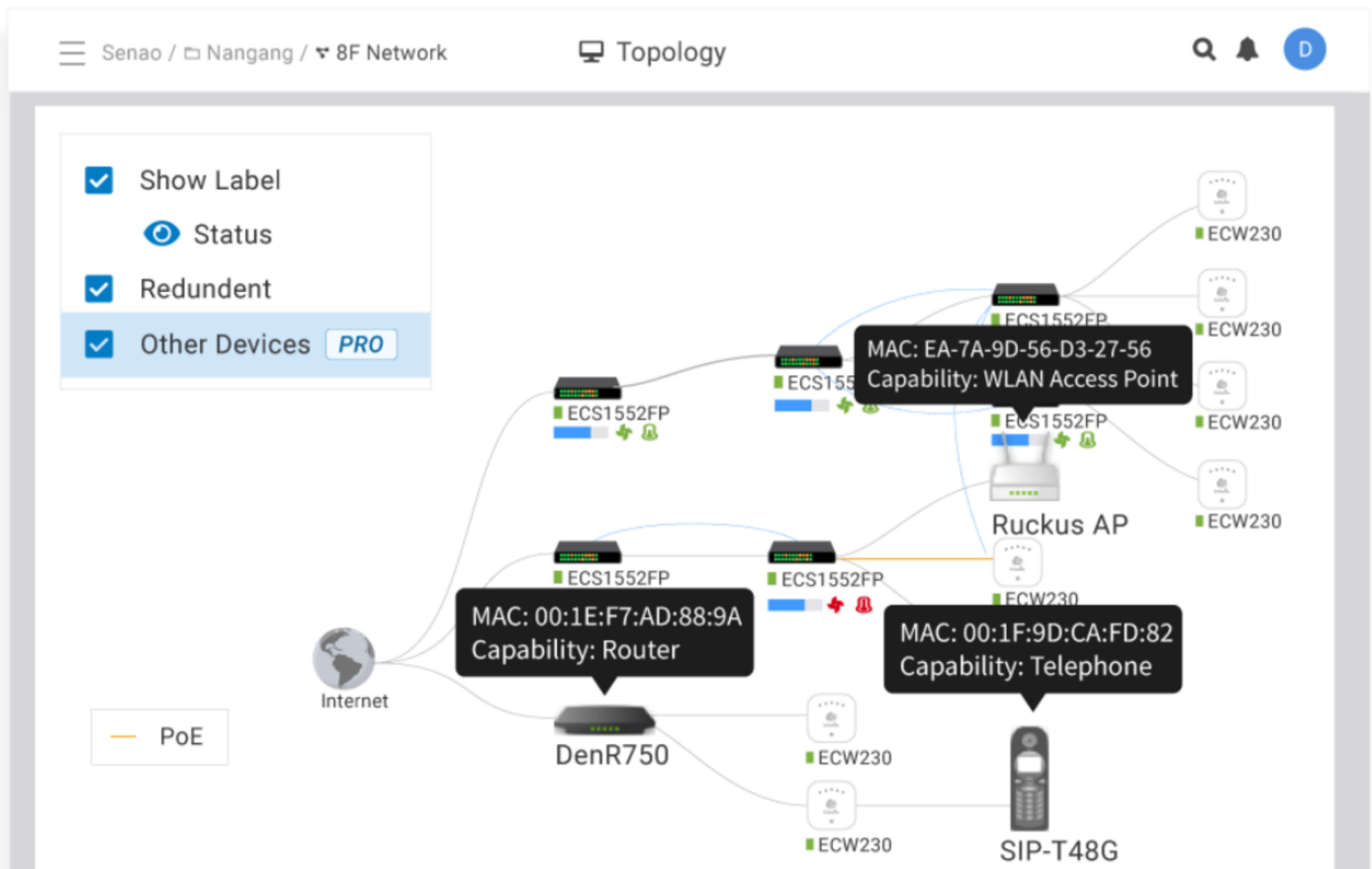
Manage up to 100 EnGenius switches with the plug-and-play SkyKey device, which provides on-premises and subscription-free remote access capability through EnGenius Cloud under single-pane-of-glass capabilities.

On-Premises Management – ezMaster


Manage 1,000s of EnGenius switches with ezMaster network software, an on-premises solution utilizing a Virtual Machine server or a private-cloud AWS account that easily configures and maintains multiple customer sites and thousands of devices via ezMaster network management software, all with no license or subscription fees.

Advanced Topology to monitor the whole network including 3rd-Party Devices







Besides EnGenius Switch and AP to be discovered in the Topology, in professional mode, the Topology can discover 3rd party devices to have a holistic view of the Networking Topology. The topology view displays the actual connection of the devices in your network. You can see Access Points and Switches' real-time status and check the detailed information of PoE status, IP and MAC address, and throughput. In professional mode, you can also view the device name, capability, vendor, and IP address of third-party devices to have overall control of network status.



EnGenius Cloud Switches

Gigabit Switch								
								
Model	ECS1008P	ECS1112FP	ECS1528	ECS1528P	ECS1528FP	ECS1552	ECS1552P	ECS1552FP
Switch Class	Layer 2+	Layer 2+	Layer 2+	Layer 2+	Layer 2+	Layer 2+	Layer 2+	Layer 2+
Gigabit Ethernet Ports	8	10	24	24	24	48	48	48
Multi-Gigabit Ethernet Ports	-	-	-	-	-	-	-	-
SFP Ports	-	2	-	-	-	-	-	-
SFP+ Ports	-	-	4	4	4	4	4	4
RJ45 Console Port	-	●	●	●	●	●	●	●
Form Factor	9.45" (desktop)	13" 1U	19" 1U	19" 1U	19" 1U	19" 1U	19" 1U	19" 1U
Power-over-Ethernet	802.3af	802.3af/at	-	802.3af/at	802.3af/at	-	802.3af/at	802.3af/at
Total PoE Budget	55W	130W	-	240W	410W	-	410W	740W
PoE Capable Ports	Ports 1-8	Ports 1-8	-	Ports 1-24	Ports 1-24	-	Ports 1-48	Ports 1-48
Switching Capacity	16Gbps	24Gbps	128Gbps	128Gbps	128Gbps	176Gbps	176Gbps	176Gbps
Packet Forwarding Rate (Mpps)	11.904Mpps	17.856Mpps	95.23Mpps	95.23Mpps	95.23Mpps	130.95Mpps	130.95Mpps	130.95Mpps
MAC Address Table	8K	8K	16K	16K	16K	32K	32K	32K
Packet Buffer Memory	512KB	512KB	1.5MB	1.5MB	1.5MB	2MB	2MB	2MB
Full-load Power Consumption	62.05 Watts	152.8 Watts	24.41 Watts	297.6 Watts	500.46 Watts	43.92 Watts	476.3 Watts	885 Watts
*PoE Extended Mode	●	●	-	●	●	-	●	●
PD Lifeguard	●	●	-	●	●	-	●	●
Continuous PoE Power	●	●	-	●	●	-	●	●
Dimension	240mm x 105mm x 27mm	330mm x 230mm x 44mm	440mm x 200mm x 44mm	440mm x 260mm x 44mm	440mm x 260mm x 44mm	440mm x 260mm x 44mm	440mm x 310mm x 44mm	440mm x 310mm x 44mm

EnGenius Cloud Switches

Multi-G Switch						
						
Model	ECS2512	ECS2512FP	ECS2528FP	ECS2552FP	ECS5512	ECS5512FP
Switch Class	Layer 2+	Layer 2+	Layer 2+	Layer 2+	Layer 2+	Layer 2+
Gigabit Ethernet Ports	-	-	16	32	-	-
Multi-Gigabit Ethernet Ports	8 x 2.5G	8 x 2.5G	8 x 2.5G	16 x 2.5G	8 x 10G	8 x 10G
SFP Ports	-	-	-	-	-	-
SFP+ Ports	4	4	4	4	4	4
RJ45 Console Port	●	●	●	●	●	●
Form Factor	13" 1U	13" 1U	19" 1U	19" 1U	13" 1U	13" 1U
Power-over-Ethernet	-	802.3af/at/bt	802.3af/at	802.3af/at	-	802.3af/at/bt
Total PoE Budget	-	240W	410W	740W	-	420W
PoE Capable Ports	-	Ports 1-8	Ports 1-24	Ports 1-48	-	Ports 1-8
Switching Capacity	120Gbps	120Gbps	152Gbps	224Gbps	240Gbps	240Gbps
Packet Forwarding Rate (Mpps)	89.29 Mpps	89.29 Mpps	113.10 Mpps	166.67 Mpps	178.57 Mpps	178.57 Mpps
MAC Address Table	16K	16K	16K	32K	32K	32K
Packet Buffer Memory	512KB	512KB	1.5MB	2MB	2MB	2MB
Full-load Power Consumption	23.52 Watts	299 Watts	499.85 Watts	913 Watts	29.22 Watts	506.7 Watts
*PoE Extended Mode	-	-	●	●	-	-
PD Lifeguard	-	-	●	●	-	-
Continuous PoE Power	-	-	●	●	-	-
Dimension	330mm x 230mm x 44mm	330mm x 230mm x 44mm	440mm x 260mm x 44mm	440mm x 310mm x 44mm	330mm x 230mm x 44mm	330mm x 230mm x 44mm

Technical Specifications

Port Standards

ECS1008P/ECS1112FP/ECS1528/ECS1528P/
ECS1528FP/ECS1552/ECS1552P/ECS1552FP

802.3 10Base-T Ethernet

802.3u 100Base-TX Ethernet

802.3ab 1000Base-T Ethernet

802.3x Full-Duplex Flow Control

ECS2512/ECS2512FP

802.3u 100Base-TX Ethernet

802.3ab 1000Base-T Ethernet

802.3bz 2.5G/5GBase-T Ethernet

802.3x Full-Duplex Flow Control

ECS2528FP/ECS2552FP

802.3u 100Base-TX Ethernet

802.3ab 1000Base-T Ethernet

802.3bz 2.5G/5GBase-T Ethernet

802.3x Full-Duplex Flow Control

Network Ports

ECS1008P

8 x 10/100/1000 Mbps Ports

ECS1112FP

10 x 10/100/1000 Mbps Ports + 2x SFP Ports

ECS1528/ECS1528P/ECS1528FP

24 x 10/100/1000 Mbps Ports + 4x SFP+ Ports

ECS1552/ECS1552P/ECS1552FP

48 x 10/100/1000 Mbps Ports + 4x SFP+ Ports

ECS2512/ECS2512FP

8 x 100/1000/2500 Mbps Ports + 4x SFP+ Ports

ECS2528FP

16x10/100/1000 Mbps Ports + 4x SFP+ Ports

8x10/100/1000/2500 Mbps Ports

4x SFP+ Ports

ECS2552FP

32x10/100/1000 Mbps Ports + 4x SFP+ Ports

16x10/100/1000/2500 Mbps Ports

4x SFP+ Ports

ECS5512/ECS5512FP

8 x 100/1000/2500/5000/10000 Mbps Ports + 4x SFP+ Ports

Switching Capacity

ECS1008P

16 Gbps

ECS1112FP

24 Gbps

ECS1528/ECS1528P/ECS1528FP

128 Gbps

ECS1552/ECS1552P/ECS1552FP

176 Gbps

ECS2512/ECS2512FP

120 Gbps

ECS2528FP

152 Gbps

ECS2552FP

224 Gbps

ECS5512/ECS5512FP

240 Gbps

SDRAM

ECS1008P/ECS1112FP

256MB

ECS1528/ECS1528P/ECS1528FP/ECS1552/
ECS1552P/ECS1552FP/ECS2512/ECS2512FP/
ECS2528FP/ECS2552FP/ECS5512/ECS5512FP

512MB

Flash Memory

ECS1008P/ECS1112FP

32MB

ECS1528/ECS1528P/ECS1528FP/ECS1552/
ECS1552P/ECS1552FP/ECS2512/ECS2512FP/
ECS2528FP/ECS2552FP/ECS5512/ECS5512FP

128MB

PoE Capable Ports

ECS1008P

1-8 (802.3af only)

ECS1112P

1-8 (802.3af/at)

ECS2512FP/ECS5512FP

1-8 (802.3af/at/bt)

ECS1528P/ECS1528FP/ECS2528FP

1-24 (802.3af/at)

ECS1552P/ECS1552FP/ECS2552FP

1-48 (802.3af/at)

Total PoE Budget

ECS1008P

55W

ECS1112FP

130W

ECS1528P

240W

ECS1528FP

410W

ECS1552P/ECS2528FP

410W

ECS1552FP/ECS2552FP

740W

ECS2512FP

240W

ECS5512FP

420W

Power Source

ECS1008P/ECS1112FP/ECS1528/ECS1528P/
ECS1528FP/ECS1552/ECS1552P/ECS1552FP/
ECS2512/ECS2512FP/ECS2528FP/ECS2552FP/
ECS5512/ECS5512FP

100 ~ 240VAC, 50/60Hz

Physical Interface

LED Indicators

ECS1008P/ECS1112FP/ECS1528P/ECS1528FP/
ECS1552P/ECS1552FP/ECS2528FP/
ECS2552FP/ECS2512FP/ECS5512FP

Power LED

Fault LED

PoE Max LED

LAN Mode LED

PoE Mode LED

ECS1528/ECS1552/ECS2512/ECS5512

Power LED

Fault LED

Ports

ECS1008P/ECS1112FP/ECS1528/ECS1528P/
ECS1528FP/ECS1552/ECS1552P/ECS1552FP/
ECS2512/ECS2512FP/ECS2528FP/ECS2552FP/
ECS5512/ECS5512FP

Link/Activity/Speed (per Ethernet port)

Link/Activity/Speed (per SFP slot)

Software Features(L3 Feature)

Multiple IP Interface

ECS1008P/ECS1112FP/ECS1528/ECS1528P/
ECS1528FP/ECS1552/ECS1552P/ECS1552FP/
ECS2512/ECS2512FP/ECS2528FP/ECS2552FP/
ECS5512/ECS5512FP

20 IPv6 address

ARP Table

ECS1008P/ECS1112FP/ECS1528/ECS1528P/
ECS1528FP/ECS1552/ECS1552P/ECS1552FP/
ECS2512/ECS2512FP/ECS2528FP/ECS2552FP/
ECS5512/ECS5512FP

Max. 192 ARP entries

Static ARP

ECS1008P/ECS1112FP/ECS1528/ECS1528P/
ECS1528FP/ECS1552/ECS1552P/ECS1552FP/
ECS2512/ECS2512FP/ECS2528FP/ECS2552FP/
ECS5512/ECS5512FP

Static 192 ARP entries

IPv4 Static Route

ECS1008P/ECS1112FP/ECS1528/ECS1528P/
ECS1528FP/ECS1552/ECS1552P/ECS1552FP/
ECS2512/ECS2512FP/ECS2528FP/ECS2552FP/
ECS5512/ECS5512FP

Max. 63 entries

IPv6 Static Route

ECS1008P/ECS1112FP/ECS1528/ECS1528P/
ECS1528FP/ECS1552/ECS1552P/ECS1552FP/
ECS2512/ECS2512FP/ECS2528FP/ECS2552FP/
ECS5512/ECS5512FP

Max. 21 entries

Software Features(L2 Feature)

Network Management

ECS1008P/ECS1112FP/ECS1528/ECS1528P/
ECS1528FP/ECS1552/ECS1552P/ECS1552FP/
ECS2512/ECS2512FP/ECS2528FP/ECS2552FP/
ECS5512/ECS5512FP

EnGenius Cloud

ezMaster/SkyKey

Local Web GUI

Technical Specifications

MAC Address Table

ECS1008P/ECS1112FP

8K

ECS1528/ECS1528P/ECS1528FP/ECS2512/
ECS2512FP/ECS2528FP

16K

ECS1552/ECS1552P/ECS1552FP/ECS5512/
ECS5512FP/ECS2552FP

32K

Jumbo Frame

ECS1008P/ECS1112FP/ECS1528/ECS1528P/
ECS1528FP/ECS1552/ECS1552P/ECS1552FP/
ECS2512/ECS2512FP/ECS2528FP/ECS2552FP/
ECS5512/ECS5512FP

10K

Multicast Group

ECS1008P/ECS1112FP/ECS1528/ECS1528P/
ECS1528FP/ECS1552/ECS1552P/ECS1552FP/
ECS2512/ECS2512FP/ECS2528FP/ECS2552FP/
ECS5512/ECS5512FP

Max 256 groups

MLD Snooping

ECS1008P/ECS1112FP/ECS1528/ECS1528P/
ECS1528FP/ECS1552/ECS1552P/ECS1552FP/
ECS2512/ECS2512FP/ECS2528FP/ECS2552FP/
ECS5512/ECS5512FP

MLD Snooping: v1

QoS-Number of Priority Queues Supported

ECS1008P/ECS1112FP/ECS1528/ECS1528P/
ECS1528FP/ECS1552/ECS1552P/ECS1552FP/
ECS2512/ECS2512FP/ECS2528FP/ECS2552FP/
ECS5512/ECS5512FP

Queue 8

Trust Mode

ECS1008P/ECS1112FP/ECS1528/ECS1528P/
ECS1528FP/ECS1552/ECS1552P/ECS1552FP/
ECS2512/ECS2512FP/ECS2528FP/ECS2552FP/
ECS5512/ECS5512FP

CoS/802.1p

DSCP

CoS/802.1p-DSCP

Scheduling Mechanism

ECS1008P/ECS1112FP/ECS1528/ECS1528P/
ECS1528FP/ECS1552/ECS1552P/ECS1552FP/
ECS2512/ECS2512FP/ECS2528FP/ECS2552FP/
ECS5512/ECS5512FP

Strict / WRR/ Strict + WRR

Bandwidth Control

ECS1008P/ECS1112FP/ECS1528/ECS1528P/
ECS1528FP/ECS1552/ECS1552P/ECS1552FP/
ECS2512/ECS2512FP/ECS2528FP/ECS2552FP/
ECS5512/ECS5512FP

Port-based bandwidth control (Ingress/Egress)

Port Security

ECS1008P/ECS1112FP/ECS1528/ECS1528P/
ECS1528FP/ECS1552/ECS1552P/ECS1552FP/
ECS2512/ECS2512FP/ECS2528FP/ECS2552FP/
ECS5512/ECS5512FP

Max. 256 Entries

Access Control List (ACL)

ECS1008P/ECS1112FP/ECS1528/ECS1528P/
ECS1528FP/ECS1552/ECS1552P/ECS1552FP/
ECS2512/ECS2512FP/ECS2528FP/ECS2552FP/
ECS5512/ECS5512FP

MAC Based ACL

IPv4/IPv6 Based ACL

ACL Binding

Time base ACL

Web Graphical User Interface(GUI)

ECS1008P/ECS1112FP/ECS1528/ECS1528P/
ECS1528FP/ECS1552/ECS1552P/ECS1552FP/
ECS2512/ECS2512FP/ECS2528FP/ECS2552FP/
ECS5512/ECS5512FP

HTTP IPv4 / IPv6

HTTPS IPv4 / IPv6

SSL Certificate

ECS1008P/ECS1112FP/ECS1528/ECS1528P/
ECS1528FP/ECS1552/ECS1552P/ECS1552FP/
ECS2512/ECS2512FP/ECS2528FP/ECS2552FP/
ECS5512/ECS5512FP

Certificate/Key Import

SNMP

ECS1008P/ECS1112FP/ECS1528/ECS1528P/
ECS1528FP/ECS1552/ECS1552P/ECS1552FP/
ECS2512/ECS2512FP/ECS2528FP/ECS2552FP/
ECS5512/ECS5512FP

SNMP v1/v2c/v3 Support

RMON

ECS1008P/ECS1112FP/ECS1528/ECS1528P/
ECS1528FP/ECS1552/ECS1552P/ECS1552FP/
ECS2512/ECS2512FP/ECS2528FP/ECS2552FP/
ECS5512/ECS5512FP

RMON 1,2,3,9

System Time

ECS1008P/ECS1112FP/ECS1528/ECS1528P/
ECS1528FP/ECS1552/ECS1552P/ECS1552FP/
ECS2512/ECS2512FP/ECS2528FP/ECS2552FP/
ECS5512/ECS5512FP

Time Setting/Daylight saving

Common L2 Features

ECS1008P/ECS1112FP/ECS1528/ECS1528P/
ECS1528FP/ECS1552/ECS1552P/ECS1552FP/
ECS2512/ECS2512FP/ECS2528FP/ECS2552FP/
ECS5512/ECS5512FP

802.1d Spanning tree

Loopback Detection

Multicast Filtering

IGMP Multicast Forwarding

IGMP Snooping

MLD Multicast Forwarding

802.1Q VLAN tagging

802.3x flow control

802.3ad Link Aggregation

IPv4 DHCP Relay

IPv4 DHCP Snooping

IPv4 DHCP Snooping Source MAC Address
Check-up

ARP Inspection

ARP Packet Validation (additional validation
checks)

Voice VLAN

Port-based VLAN

Protocol-Based VLAN

CoS Mapping

802.1X Radius Authentication Protocol

IPv4 Settings

IPv6 Settings

IEEE 802.3az Energy Efficient Ethernet (EEE)

Command Line Interface (CLI)

SSH Server

Telnet Server

TFTP Client

Configuration Upgrade/ Backup

Simple Network Time Protocol (SNTP)

SYSLOG

802.1d Spanning tree

Environmental & Physical

Temperature Range

ECS1008P

Operating: 32°F to 104°F (0°C to 40°C)

ECS1112FP/ECS1528/ECS1528P/
ECS1528FP/ECS1552/ECS1552P/ECS1552FP/
ECS2512/ECS2512FP/ECS2528FP/ECS2552FP/
ECS5512/ECS5512FP

Operating: 32°F to 122°F (0°C to 50°C)

Humidity (Non-Condensing)

ECS1008P/ECS1112FP/ECS1528/ECS1528P/
ECS1528FP/ECS1552/ECS1552P/ECS1552FP/
ECS2512/ECS2512FP/ECS2528FP/ECS2552FP/
ECS5512/ECS5512FP

Operating: 5% - 95%

Package Contents

ECS1008P

1x ECS Managed Gigabit Switch

1x Quick Installation Guide

1x Power Adapter

1x Power Cord

1x Wall Mount Kit

1x Ground Screw Set

ECS1112FP/ECS1528/ECS1528P/ECS1528FP/
ECS1552/ECS1552P/ECS1552FP/ECS2512/
ECS2512FP/ECS5512/ECS5512FP

1x ECS Managed Gigabit Switch

1x Quick Installation Guide

1x Power Cord

1x RJ45 Console Cable

1x Rack Mount Kit

Technical Specifications

Device Dimensions & Weights

ECS1008P

Weight: 0.6 kg

Width: 105 mm

Length: 240 mm

Height: 27 mm

ECS1112FP

Weight: 1.9 kg

Width: 330 mm

Length: 230 mm

Height: 44 mm

ECS1528

Weight: 1.9 kg

Width: 200 mm

Length: 440 mm

Height: 44 mm

ECS1528P/ECS1528FP/ECS1552/ECS2528FP

Weight: 4.7 kg

Width: 260 mm

Length: 440 mm

Height: 44 mm

ECS1552P/ECS1552FP/ECS2552FP

Weight: 5.9 kg

Width: 310 mm

Length: 440 mm

Height: 44 mm

ECS2512

Weight: 2.6 kg

Width: 230 mm

Length: 330 mm

Height: 44 mm

ECS2512FP/ECS5512/ECS5512FP

Weight: 3.1 kg

Width: 230 mm

Length: 330 mm

Height: 44 mm

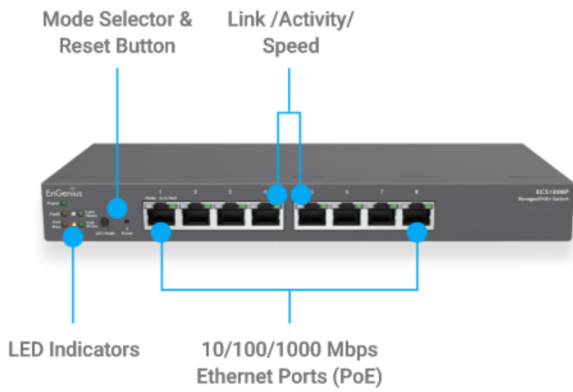
Warranty

ECS1008P/ECS1112FP/ECS1528/ECS1528P/
ECS1528FP/ECS1552/ECS1552P/ECS1552FP/
ECS2512/ECS2512FP/ECS2528FP/ECS2552FP/
ECS5512/ECS5512FP

2 year

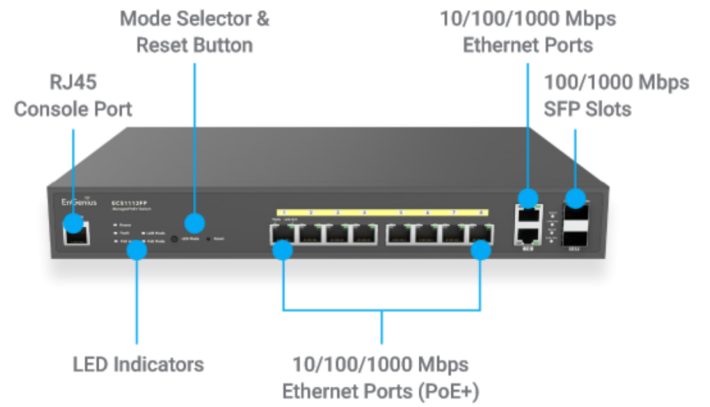
Desktop

ECS1008P



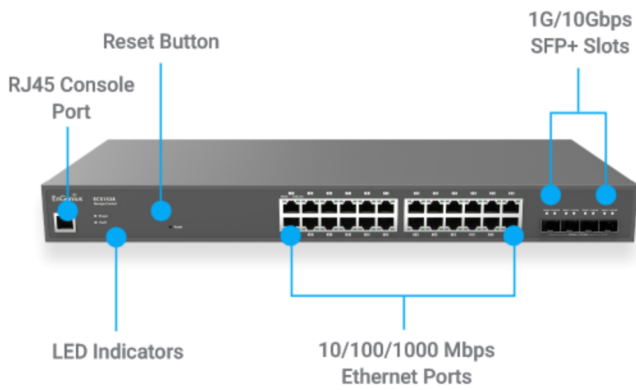
Rackmount

ECS1112FP

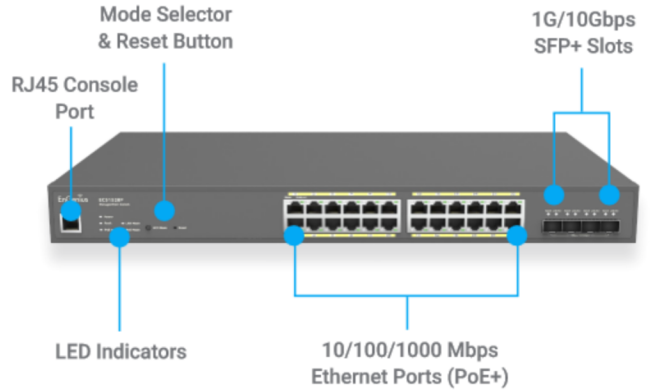


Rackmount

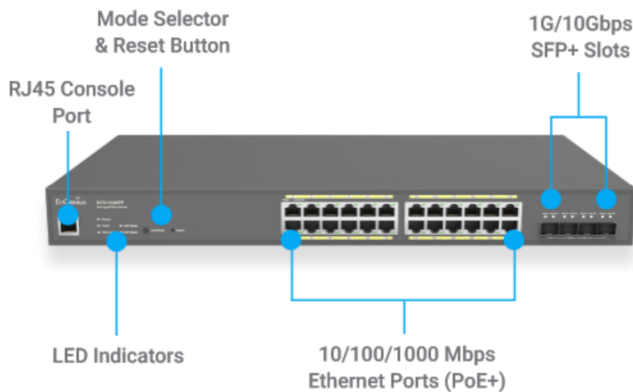
ECS1528



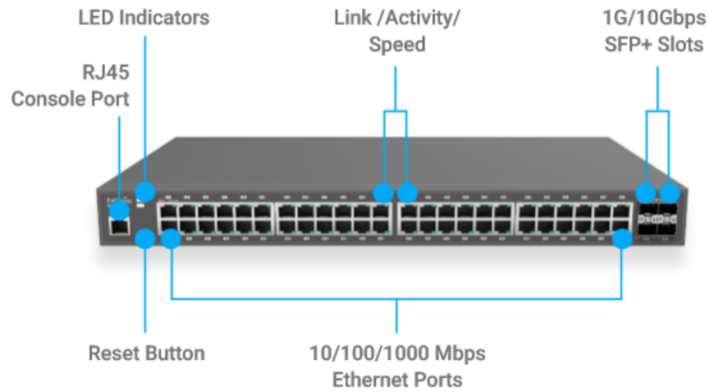
ECS1528P



ECS1528FP

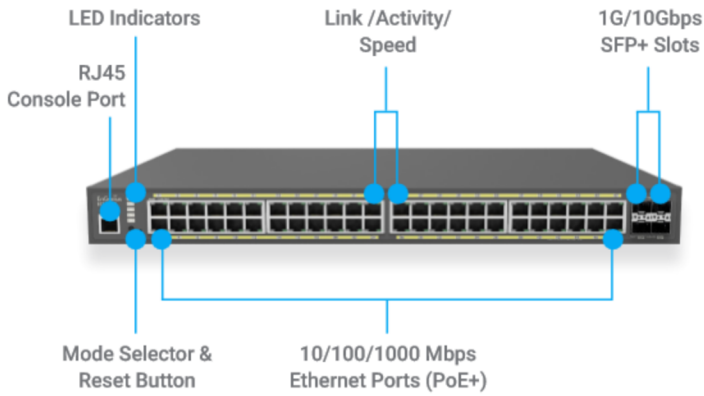


ECS1552

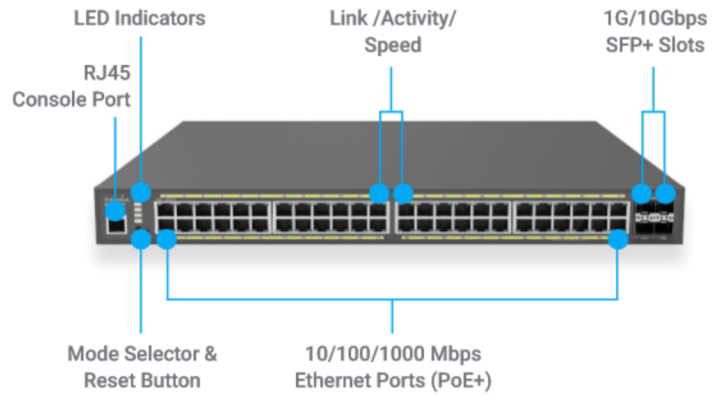


Rackmount

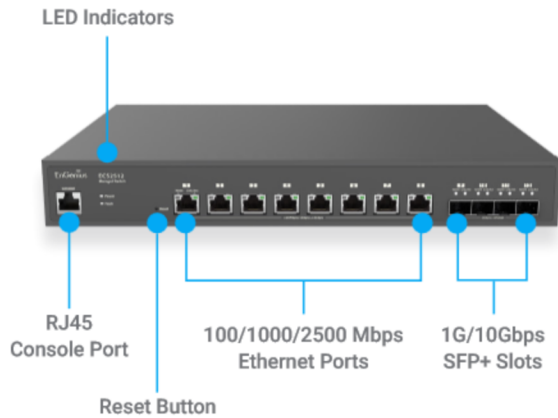
ECS1552P



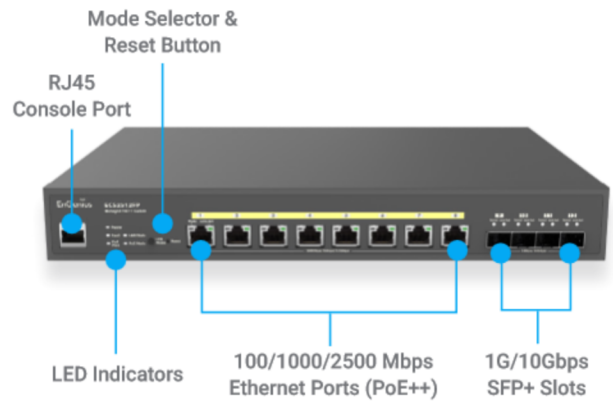
ECS1552FP



ECS2512

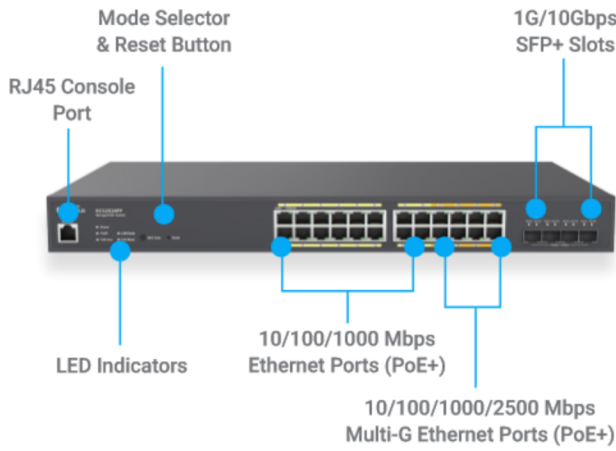


ECS2512FP

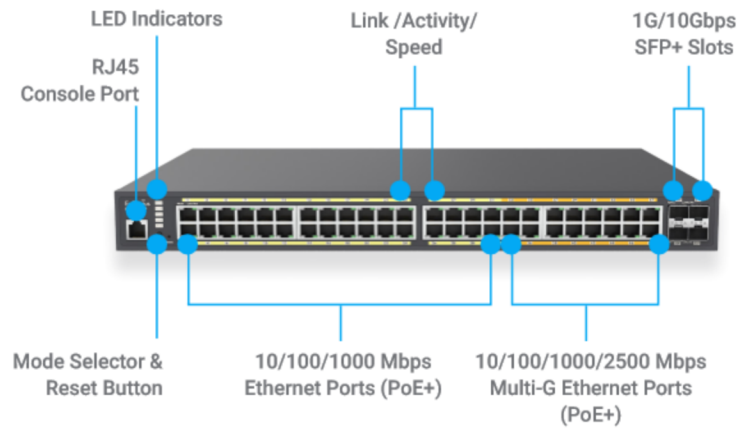


Rackmount

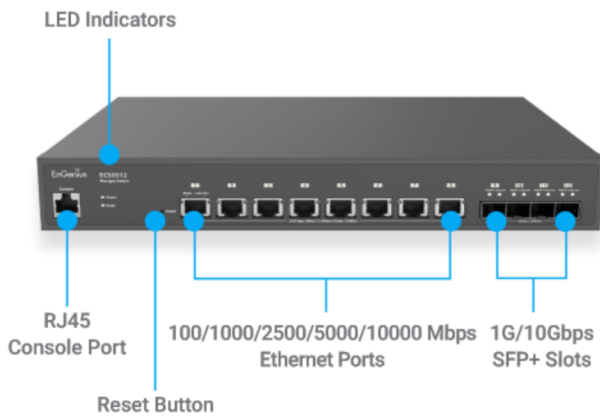
ECS2528FP



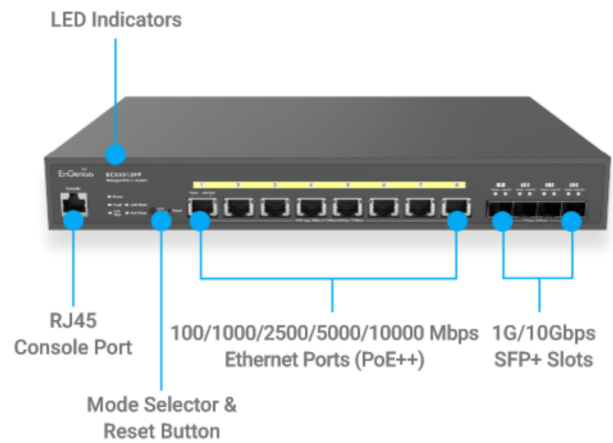
ECS2552FP



ECS5512



ECS5512FP



EnGenius Technologies | Costa Mesa, California, USA
Email: partners@engeniustech.com
Website: www.engeniustech.com

EnGenius Networks Europe B.V. | Eindhoven, Netherlands (Europe)
Email: sales@engeniustech.com
Website: www.engeniustech.com

EnGenius Networks Singapore Pte Ltd. | Singapore (Asia Pacific)
Website: www.engeniustech.com.sg

Features and specifications subject to change without notice. Trademarks and registered trademarks are the property of their respective owners. For United States of America: Copyright ©2022 EnGenius Technologies, Inc.
Version 20 13012022

